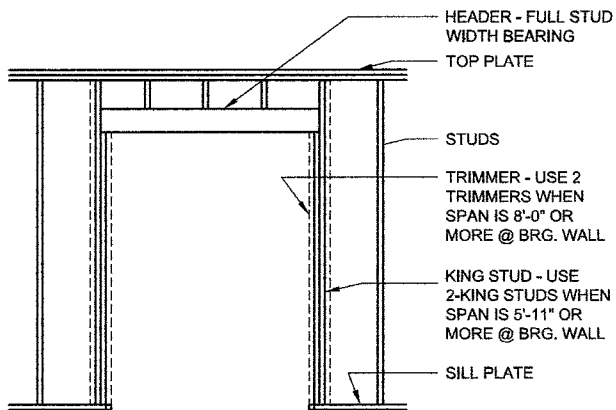


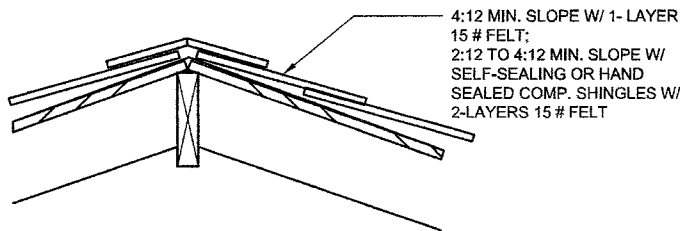
A7 - Framing & Notch Details

CRC 2013

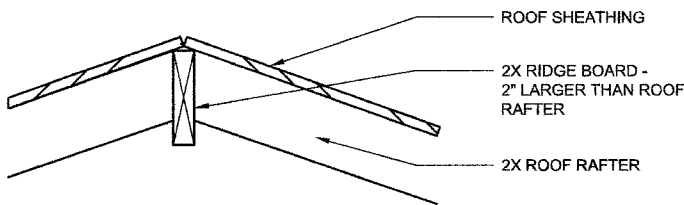
THIS DRAWING DEPICTS MINIMUM CODE REQUIREMENTS PER CRC 2013 INFORMATION IS FOR REFERENCE ONLY AND IS NOT A SUBSTITUTE FOR ACCURATE DRAWINGS PREPARED FOR EACH PROPOSED CONSTRUCTION PROJECT.



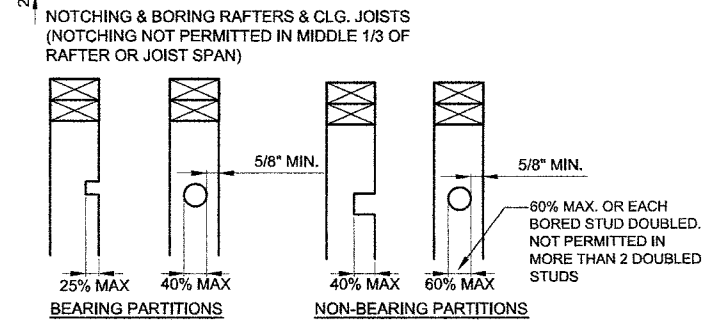
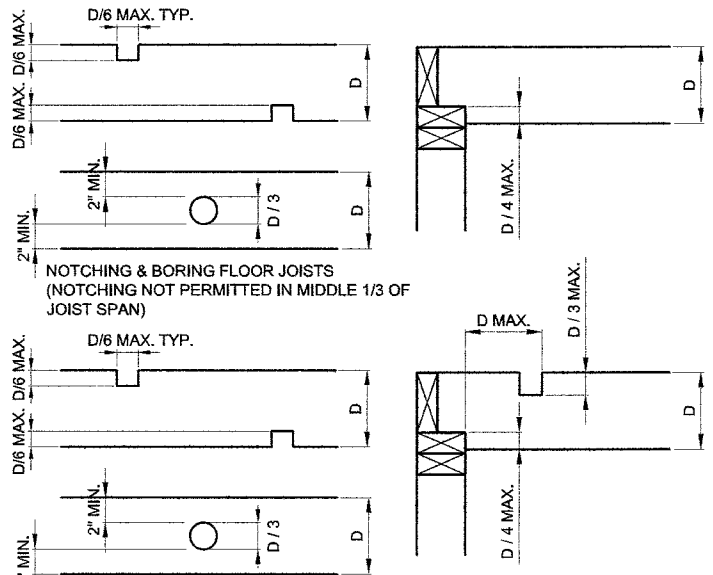
HEADER/ LINTEL CRC Figure R602.3 (1)(2)



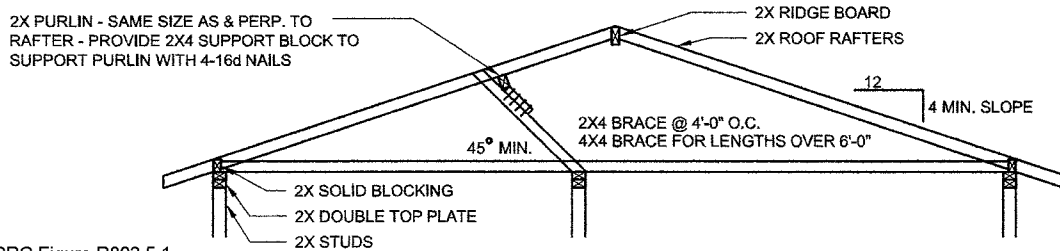
ROOF SLOPE - COMP. SHINGLES



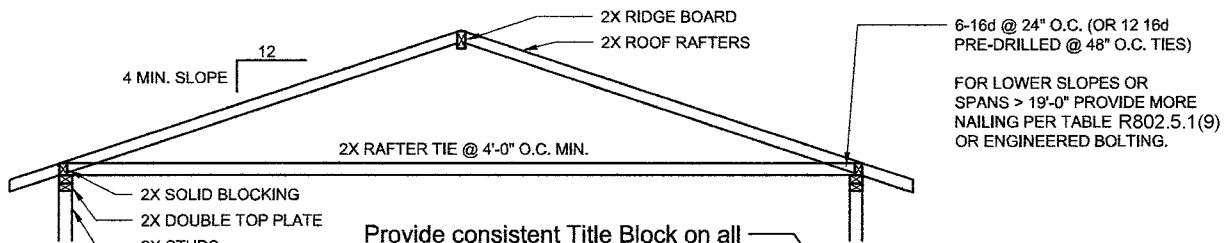
RIDGE CRC Figure R802.5.1



NOTCHING AND BORING: CRC Table R602.3 (5) & R602.6



PURLINS CRC Figure R802.5.1



RAFTER TIES CRC R802

Provide consistent Title Block on all sheets. Leave margin on all sides.

NAME, ADDRESS AND PHONE NO. OF DESIGNER
XXX XXX XXX XXX
XXX XXX XXX XXX

WET SIGNATURE OF DESIGNER ON EACH SHEET
(AND PROFESSIONAL STAMP IF APPLICABLE)

**EXAMPLE
RESIDENCE**

**FRMG. DETS.
NOTCH DET.**

SAMPLE DRAWING

SCALE: NTS

DATE:

SHEET NO.

A7